



Annual Report

2019-2020

Serving Our Community Since 1965

Director's Message



I am very pleased to share with you our Annual Report for 2019-20. It captures our activities and accomplishments that support a child's learning for school readiness and a lifetime of academic success.

Please take the time to learn about the great work the Head Start | Early Head Start staff are doing for children and families in Santa Clara and San Benito Counties.

Please visit us at www.myheadstart.org

Thank you,

A handwritten signature in blue ink, appearing to read "Antonio Fuentes".

Antonio Fuentes
Director, Early Learning Services

EARLY LEARNING
SERVICES
HEAD START  STATE PRESCHOOL



About Us

Our programs are a part of the Early Learning Services (ELS) Department, which provides various services for young children, families, districts, and community stakeholders within Santa Clara and San Benito Counties.

Our Mission

To serve and act on behalf of the welfare of all young children. We will foster every child's inherent physical, social-emotional, linguistic, cultural, creative, and academic potential.

Our programs include the California State Preschool Program. ELS leads and participates in early learning efforts for the office, such as the Santa Clara County Early Learning Master Plan, and Educare California at Silicon Valley.

Our Vision

Every day we embrace each child's wonder and curiosity, and with our partners, engage all children in rich, diverse opportunities to ensure they reach their greatest potential in life, thereby creating socially equitable opportunities for all.

Serving Children 0-5 Years

Our Values

- A child's natural curiosity
- Teacher's ability to understand that a child is unique
- Cultural Competency of the staff
- Families moral & cultural value system
- Parents & staff working together to set the foundation for lifelong learning




Our Services

- Health, Dental, Nutrition, Medical
- Quality Education
- Professional Development, Educational Technology, Mental Health & disabilities Services
- Family Engagement & Advocacy, Assessments, Family Partnership Agreements & Parent Activities

Our Community Assessment

Our 2019-20 Community Assessment provides an evaluation of the needs and resources available to low-income families and priority child populations residing in the Santa Clara County Office of Education's service area.



The Community Assessment report describes the context in which our program operate and is useful for ensuring that the correct services are provided to the appropriate population.

To view the report go to: www.myheadstart.org

Serving Children with Partners

Partner	Head Start Children	Early Head Start Children
Kidango	214	32
SJB	251	84
Milpitas School District	40	N/A
Mt Pleasant Elementary District	22	N/A
Grail Family Services	16	N/A
Partners Totals	543	116

Through our partnerships, we are able to provide greater access to families, build capacity, and share in expert knowledge. In addition, partnering with childcare creates continuity of care from infancy to pre-K. Our partners served 691 children in program year 2019-20.

Eligible Children Served

The program serves families who live in Santa Clara and San Benito Counties. As of 2019, our service area includes a total population of 1,927,852 residents in Santa Clara County and 62,808 residents in San Benito County for a service area total of 1,990,660 population.

Our Head Start Program served **twenty-seven percent (27.2%)** of the eligible preschool children in Santa Clara County and **twenty-eight percent (27.9%)** of the eligible preschool children in San Benito County during the 2019-20 program year. This was equivalent to a total of **twenty-seven percent (27.2%)** for both counties.

Our Early Head Start Program served **two percent (2.3%)** of eligible preschool children in Santa Clara County and **five percent (5.5%)** of eligible preschool children in San Benito County during the 2019-20 program year. The totals for both counties added up to be **two percent (2.5%)**.

Population Characteristics	San Benito County	Santa Clara County
2019 Population Estimate, as of July 1, 2019	62,808	1,927,852
% 2019 Population under 5	6.4%	5.8%
All Persons living in poverty	8.4%	6.1%
% Families living below Poverty Level	6.9%	3.3%
% Children under 5 below Poverty Level	18.2%	4.0%

Sources: <https://data.census.gov/cedsci/all?q=Santa%20Clara%20County,%20California%20Income%20and%20Poverty>

Sources: U.S. Census, 2012-2016 American Community Survey 5-Year Estimates, U.S. Census Bureau

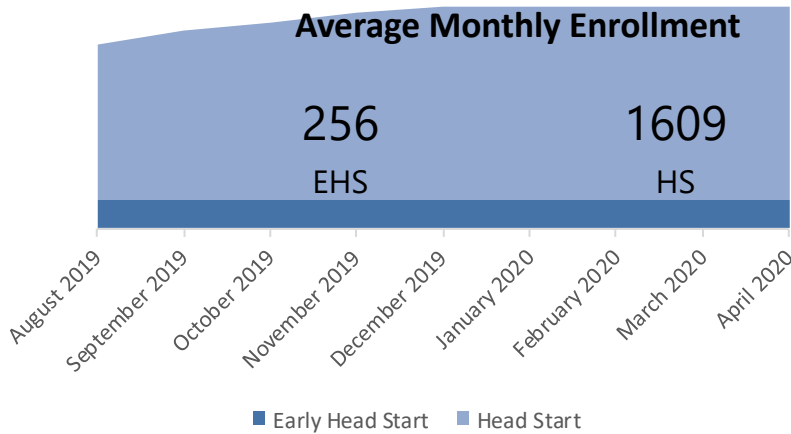
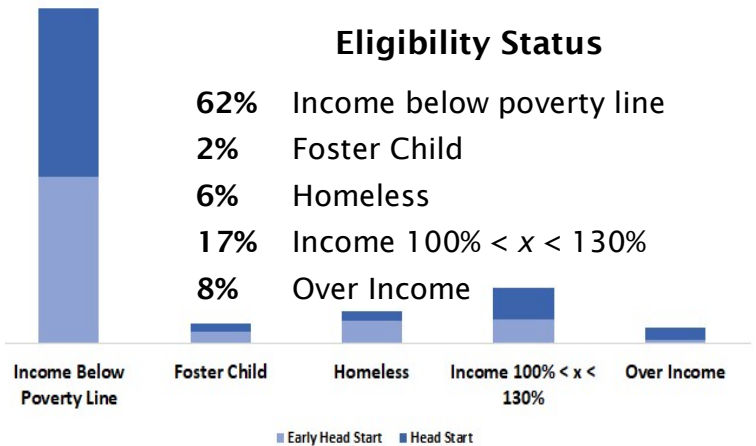
Our Children

The purpose of the Head Start Program is to “break the cycle of poverty, providing preschool children of low-income families with a comprehensive program to meet their emotional, social, health, nutritional and psychological needs.” ... the Office of the Administration for Children & Families

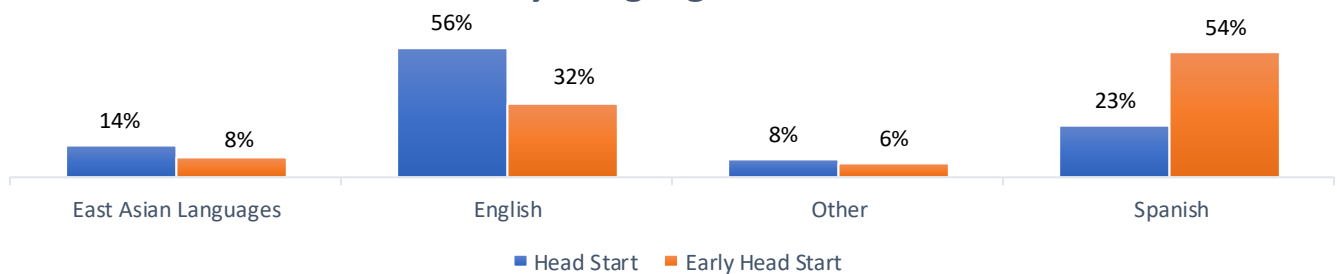
OUR ENROLLED CHILDREN




CUMULATIVE ENROLLMENT



Primary Language of Children



Our Families

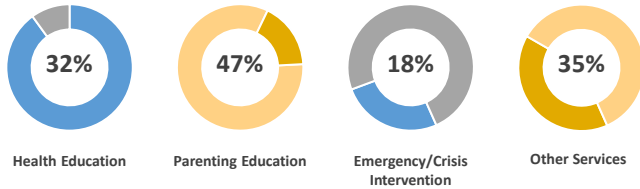


39% **61%**
of Family Type

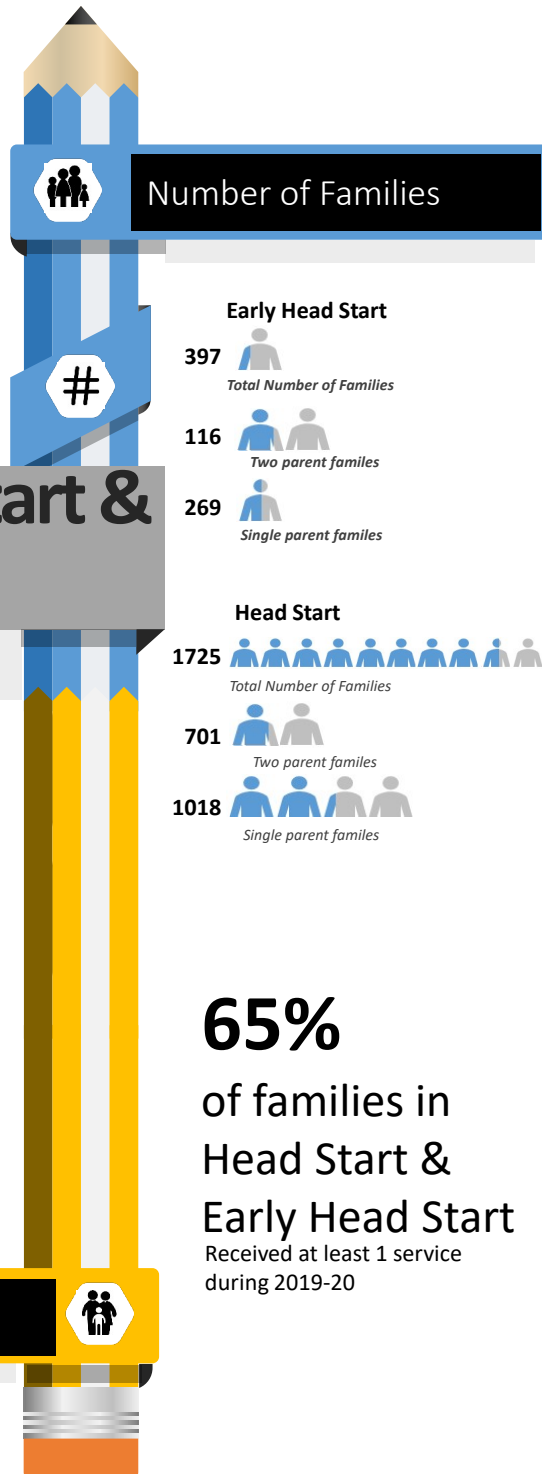
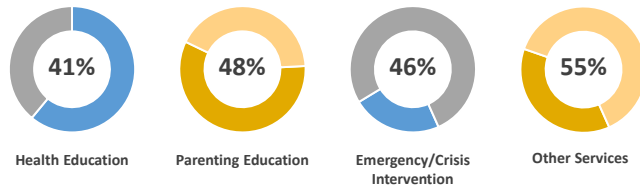
During the 2019-20 Program Term, there was a slightly greater proportion of single parent families than two-parent.

Families in Head Start & Early Head Start

Early Head Start

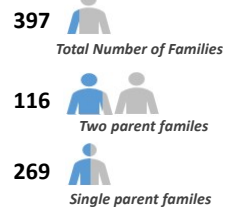


Head Start

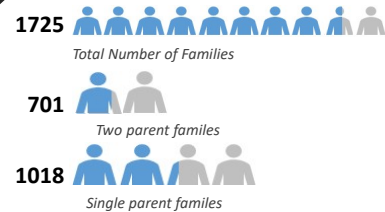


Number of Families

Early Head Start



Head Start



65%
of families in
Head Start &
Early Head Start
Received at least 1 service
during 2019-20

Services Received

Family Engagement

- Parents are an Integral Part of the Program
- Key to Healthy Child Development
- Lifetime of Academic Success
- Involved in their Child's Education
- Encourage Families
 - > volunteer in the center
 - > participate in goal-setting opportunities
 - > attend parent/teacher conferences & meetings
 - > participate in the decision making



Policy Council



- Elected Parent Representatives
- Past Parents from the Programs
- Local Community Agency Representatives
- Part in Major Policy Decisions
- Members Increase Communication
- Leadership & Advocacy Skills
- Supports Program & Community Activities



Meeting

Health Services

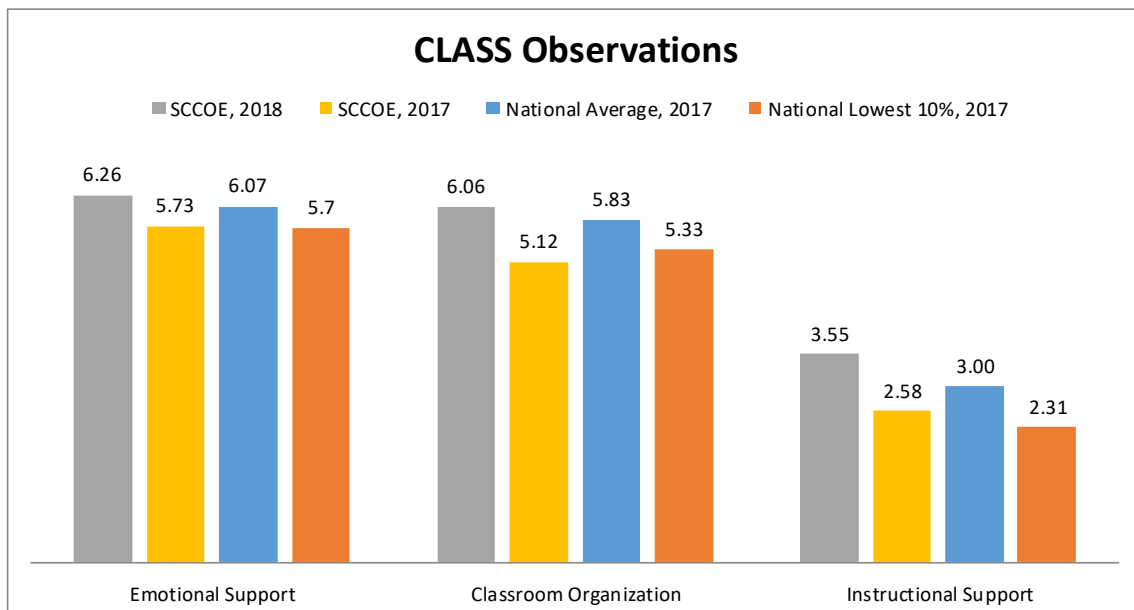
Our programs emphasize the importance of early identification of health or mental health needs. We make every effort to ensure that your child is connected to a doctor or clinic in order to receive a complete age-appropriate health assessment as recommended by his/her physician.



Health screenings are performed throughout the school year. Parents are notified when screenings are scheduled and receive copies of the results.

Within 45 days from the first day of attendance, Head Start children are screened and assessed in the following areas: Developmental, Behavior, Vision & Hearing, Dental.

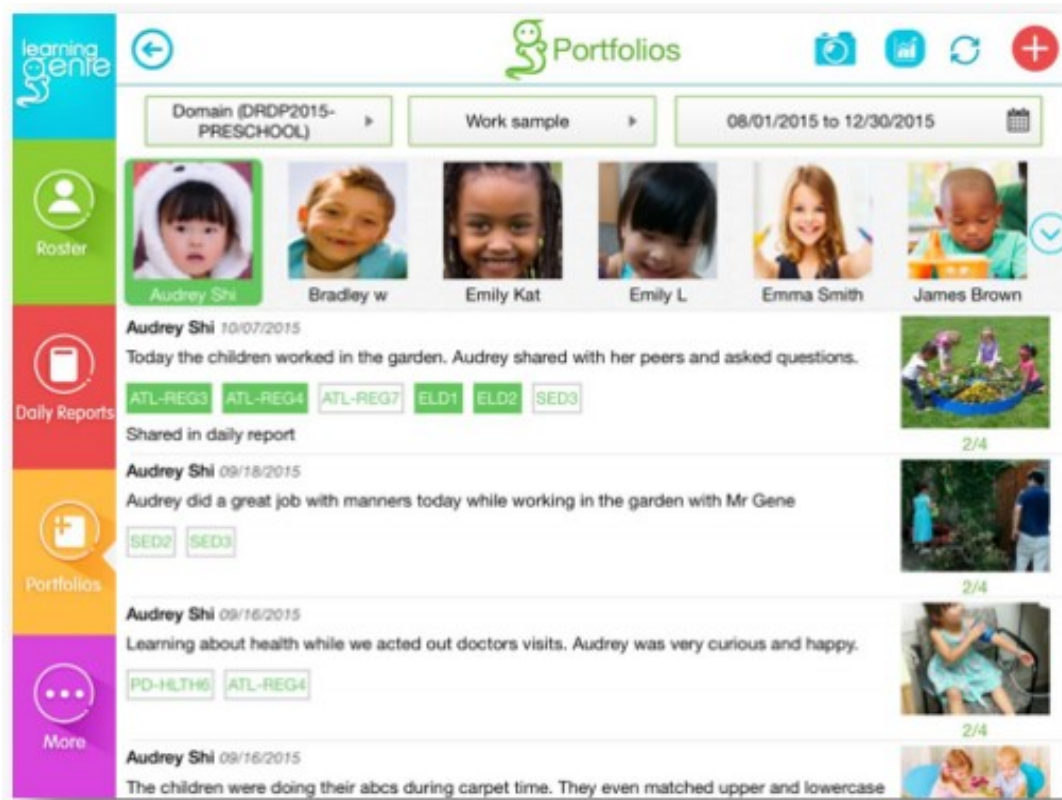
High Quality Education



Our goal is to provide children with an educational experience that will give them the skills and confidence necessary to be prepared to succeed today and serve as a foundation for success in kindergarten and beyond.

We build the capacity within our staff to create and deliver a high-quality educational experience as well as creating monitoring systems geared towards continuous quality improvement.

Desired Results Developmental Profile




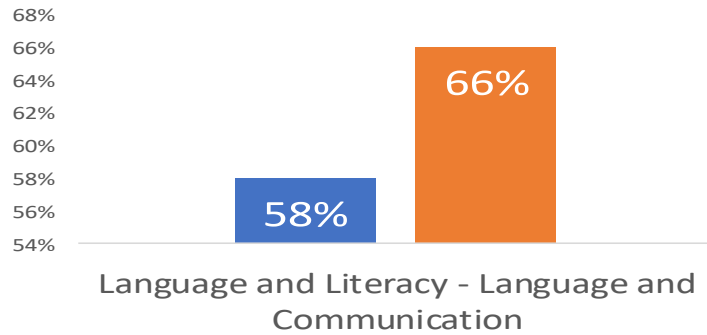
Developmental progress is monitored through teacher observations via the Learning Genie App, work samples and parent input throughout the year.

This information helps teachers to rate children on the Desired Results Developmental Profile - Preschool 2015 Edition (DRDP-2015) three times per year.

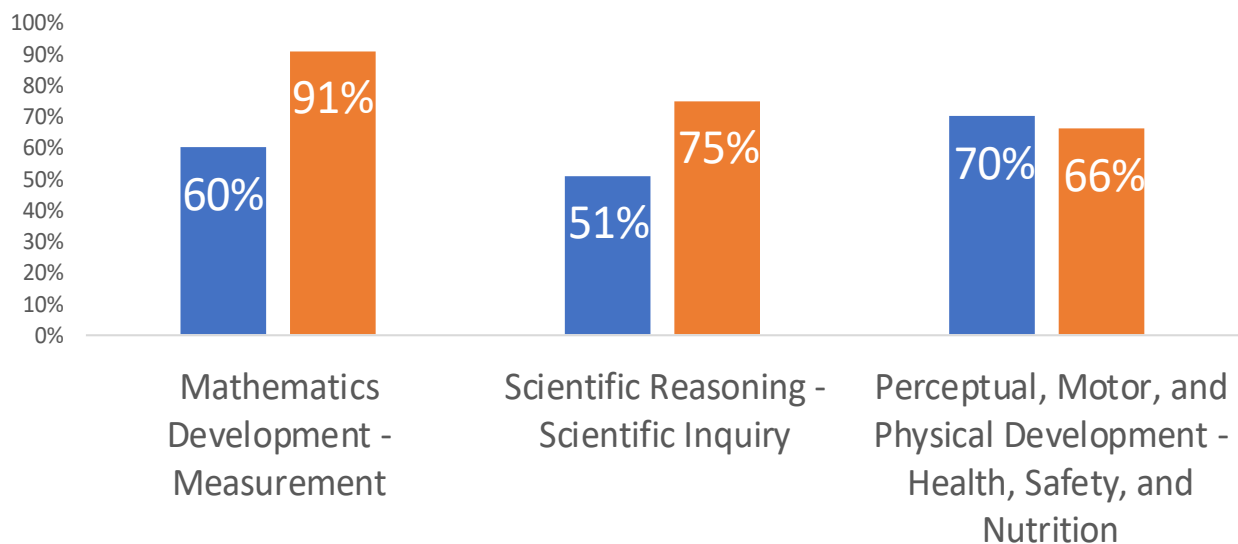
The DRDP allows the SCCOE our programs to assess how children are developing individually within growth domains across all classrooms program-wide. DRDP measures the child's Average Developmental Level (ADL).

Developmental Progress

Language and Literacy




Social-Emotional Behavior



■ Fall 2019 ■ Spring 2020

Program Information Report

Head Start Program Year 2019-20



CUMULATIVE TOTAL ENROLLMENT	SCCOE
Percentage (%) of children enrolled for multiple years	35%
Percentage (%) of children enrolled less than 45 days	2%
Children and pregnant women (if EHS) who left the program and did not re-enroll	9%
At end of Enrollment Year	
Percentage (%) of children with health insurance	96%
Percentage (%) of children with a medical home	94%
Percentage (%) of children with up-to-date immunizations, all possible immunizations to date, or exempt	95%
Percentage (%) of children with a dental home	91%
Percentage (%) of children with an IFSP or IEP	13%
Children up-to-date on a schedule of preventive and primary health care per the state's EPSDT schedule at the end of enrollment year	73%
Of the children up-to-date on health screenings, Children diagnosed with a chronic condition needing medical treatment	8%
Children that received special education or related services for one of the primary disabilities reported in the PIR	13%
Children completing professional dental exams	89%
Of the preschool children receiving professional dental exams, preschool children needing professional dental treatment	16%
Of the preschool children needing dental treatment, preschool children who received dental treatment	89%
Percentage (%) of families who received at least one of the family services reported in the PIR	75%
Percentage (%) of families experiencing homelessness during the enrollment year that acquired housing during the enrollment year	34%

Program Information Report

Early Head Start Program Year 2019-20



CUMULATIVE TOTAL ENROLLMENT	SCCOE
Children enrolled for multiple years	9%
Children enrolled less than 45 days	4%
Children who left the program and did not re-enroll	66%
At end of Enrollment Year	
Children with health insurance	80%
Children with a medical home	87%
Children with up-to-date immunizations or all possible immunizations to date or exempt	78%
Children with a dental home	79%
Children with an IFSP or IEP	6%
Children up-to-date on a schedule of preventive and primary health care per California's EPSDT schedule	49%
Children diagnosed with a chronic condition needing medical Treatment	3%
Children who received medical treatment	75%
Families who received at least one family service	54%
Families experiencing homelessness that acquired housing during the enrollment year	24%

Financial Accountability

Fiscal responsibility and transparency is a task that benefits ourselves, our county, and the communities we serve. Therefore, as required by the Head Start Act §644(a)(2), we provide both our programmatic budget and expenditures as well as public and private funds received from each source. All Head Start | Early Head Start Programs are reviewed every year by the Administration for Children and Families (ACF), Department of Health and Human Services.

FY2019 Head Start | Early Head Start Approved and Actual

The Annual Independent Financial Audit for FY2019-20 made known that the audit findings required to be reported by Circular A-133 had no federal findings or questioned costs in 2018-19.

The table below describes the budgetary expenditures as well as the proposed budget for the fiscal year beginning May 2019 to April 2020.

	Approved Budget	Actual Expenditures
Personnel	\$12,012,979	\$11,999,322
Fringe Benefits	\$6,597,484	\$6,386,910
Travel	\$61,100	\$91,305
Equipment	-	-
Supplies	\$595,818	\$715,413
Construction	-	-
Contractual	\$4,448,931	\$4,332,382
Other	\$932,749	\$955,991
Total Direct Costs	\$24,649,061	\$24,481,323
Indirect Cost	\$2,143,269	\$2,041,711
Total	\$26,792,330	\$26,523,034

Financial Accountability

In addition to the Program Budget, we provide the Santa Clara County Office of Education Annual Financial Report for FY19 conducted by an independent auditor.

SCCOE Revenues and Expenditures of Governmental Funds as of FY19 (2019-20)

Revenues and Other Financing Sources

Local Control Funding Formula	\$161,687,379
Federal Revenue	\$75,211,594
Other State Revenues	\$33,797,904
Other Local Revenues	\$49,126,685

Total Revenues	\$319,823,562
-----------------------	----------------------

Expenditures

Instruction	\$101,907,815
Instruction-Related Activities	\$33,999,779
Pupil Services	\$37,579,952
Administration	\$40,706,828
Plant Services	\$8,295,881
Ancillary Services	\$4,321,046
Community Services	\$42,882
Transfer of Pass-Through revenues	\$80,834,886
Transfers to agencies for services	\$1,524,610
Enterprise Services	\$4,232
Capital Outlay	\$3,439,941
Other Financing Uses	\$987,750

Total Expenditures	\$313,645,602
---------------------------	----------------------

Source: Santa Clara County Office of Education. (2019). Annual Financial Report. Governmental Funds-Statement of Revenues, Expenditures, and Changes in Fund Balances. Retrieved from [https://www.sccoe.org/depts/bizserv/ibs/Accounting%20Audit%20Reports/2018-19%20Annual%20Audit%20Report%20\(01-15-20\).pdf](https://www.sccoe.org/depts/bizserv/ibs/Accounting%20Audit%20Reports/2018-19%20Annual%20Audit%20Report%20(01-15-20).pdf)

Our Community Partners





DISCOVER WHAT HEAD START HAS TO OFFER!



FAMILY SERVICES

Family is key to your child's success at school. Our staff will help you set and reach family goals, and connect you with resources in your community.



EDUCATION SERVICES

We cultivate your child's early curiosity and learning by providing research based teaching in settings that are rich and stimulating. Our curriculum ensures that all children are ready for kindergarten!



HEALTH SERVICES

A healthy child is a happy child! We'll work with you to make sure your child is getting regular medical and dental checkups and care, so they can grow up strong.



NUTRITION SERVICES

A healthy diet, active play indoors and outdoors is the fuel for a strong start. We provide children with nutritious snacks, breakfast and lunch throughout their day.



SPECIAL NEEDS SERVICES

We work closely with you to check developmental milestones and identify if your child is experiencing any delays or could benefit from additional assistance or services.

GET YOUR CHILD READY TO LEARN WITH HEAD START!



EARLY LEARNING SERVICES

HEAD START  STATE PRESCHOOL

Contact Information

Early Learning Services

Head Start | Early Head Start Program

(408) 453-6900 or (800) 820-8182

www.myheadstart.org

HS | EHS is funded by a grant from the U.S. Department of Health and Human Services, Administration for Children and Families, Office of Head Start.

Santa Clara County  Office of Education